

Custom lockers, seating
and accessories

Lockin

Made for life.

Contents

Our philosophy

Create without limits

Build products that perform

Make spaces for real life

Our services

Space planning and design

Fast, efficient manufacturing

Our range

Hanging lockers

Shelving lockers

Mini lockers

Metal lockers

Bench seating

Locker locks

Locker accessories

Numbers and graphics

How to specify guide

Contact us

Lockin Lockers

Australia

9 - 13 Jesica Road
Campbellfield VIC 3061
1300 LOCKIN

lockin.com.au

Our

philosophy

Our philosophy

We live by three simple principles...

Create
without limits

01

Build products
that last

02

Make spaces
for real life

03



Crafted by
experienced hands.

Create without limits

Every aspect of your locker can be customised to bring your vision to life

(Left)
Project: JLL Melbourne
Architect: Hot Black
Builder: JLL
Featuring: H3 locker with mail chute, business card holder and code lock.

(Right)
Project: REST EOT
Architect: Gray Puksand
Builder: MPA
Featuring: PL2 locker with custom ottomans and airing cupboards.



Dimensions, materials,
finishes, accessories,
it's your choice

Some manufacturers will spend a lot of time discussing the limits of what's possible. We'd rather talk about your vision, and how we can make it come to life.

Thinking about curved lines? Done. Need something taller, wider or a little more to the left? No problem. Our hi-tech manufacturing facility allows us to customise our products to an unlimited range of needs and options. That means you have the flexibility to choose from a huge range of commercial materials – from standard or decorative laminates to timber veneers, waterproof board, plastic or metals. You also have access to a range of useful accessories like mail chutes, fold out ironing boards and USB ports. Plus you have the chance to get creative with door finishes including perforations, edging, custom graphics, alternating colours and textures.

We build to your specifications

At Lockin, we're big on collaboration. We take time to understand what you need, and how our products will integrate with the overall design aesthetic of your space. We work alongside our clients, architects and interior designers to make sure we build to your specific requirements and specifications. We're yet to find a space that we couldn't enhance with a custom-made Lockin locker. For example, if your cavity is 1700mm high compared to our standard range height of 1900mm, we'll simply make your locker a little smaller, minus the fuss. At Lockin, you won't have to worry about a hefty price tag for custom-built lockers.

We'll build your locker to fit what you need - simple!



**We believe flexibility
shouldn't cost more**

We build every Lockin locker made to order, made to fit, and made for you. This wouldn't be possible without a manufacturing facility that can deliver our promise every time.

Our Campbellfield facility was built for custom production - and not the labour intensive cost prohibitive kind. It's big – built for serious production volumes and specialised enough to respond to your brief. Our efficiency means we can build your custom lockers at a price to rival boring, ho-hum, off-the-shelf lockers.

**Start with our
base range, or create
something new**

We're pretty chuffed with our base range of lockers. They're good looking, functional and full of great, practical innovations to make your life easier. Starting there might give you some great ideas, standard sizes and an easy solution for your storage needs. But if you're looking for something different, we're ready to get creative with you.

Thinking of a new configuration, clothes hooks, extra shelving or drawers? If you want any help stretching the limits, our expert design production team will happily help you with the answers that you need.

Whatever you've imagined, we're all in - let's bring it to life.

You imagine it
- we'll bring it
to life

(Top)
Project: EWOV
Architect: WMK Architecture
Builder: Plan Group
Featuring: H3 locker with
custom graphics

(Bottom)
Project: 101 Collins Street EOT
Architect: Gray Pukсанд
Builder: Shape
Featuring: P2 locker with Gantner
smart lock and custom ottomans



Create without limits

Design a space for
the users of today
and tomorrow

**Our in-house design
team are here to help**

We get it. Sometimes, you need some assistance or you just want to be hands off, and leave the details to a trusted team. Lockin's design and project teams are experienced professionals who stand ready to create an inviting space that solves your storage issue with minimum fuss. At any stage of the process, from creating a brief to final installation, we'll help you explore the possibilities and compare options. When you're ready to go, we can measure, design and build a custom your product that maximises capacity and integrates seamlessly into your space.

From niche installations to multi-level locker projects, we'll share our product and design expertise to create your aesthetic, functional storage space.



(Left)
Project: 818 Bourke Street EOT
Architect: Gray Puksand
Builder: Renascent
Featuring: P2 locker
with shoe shelf seat

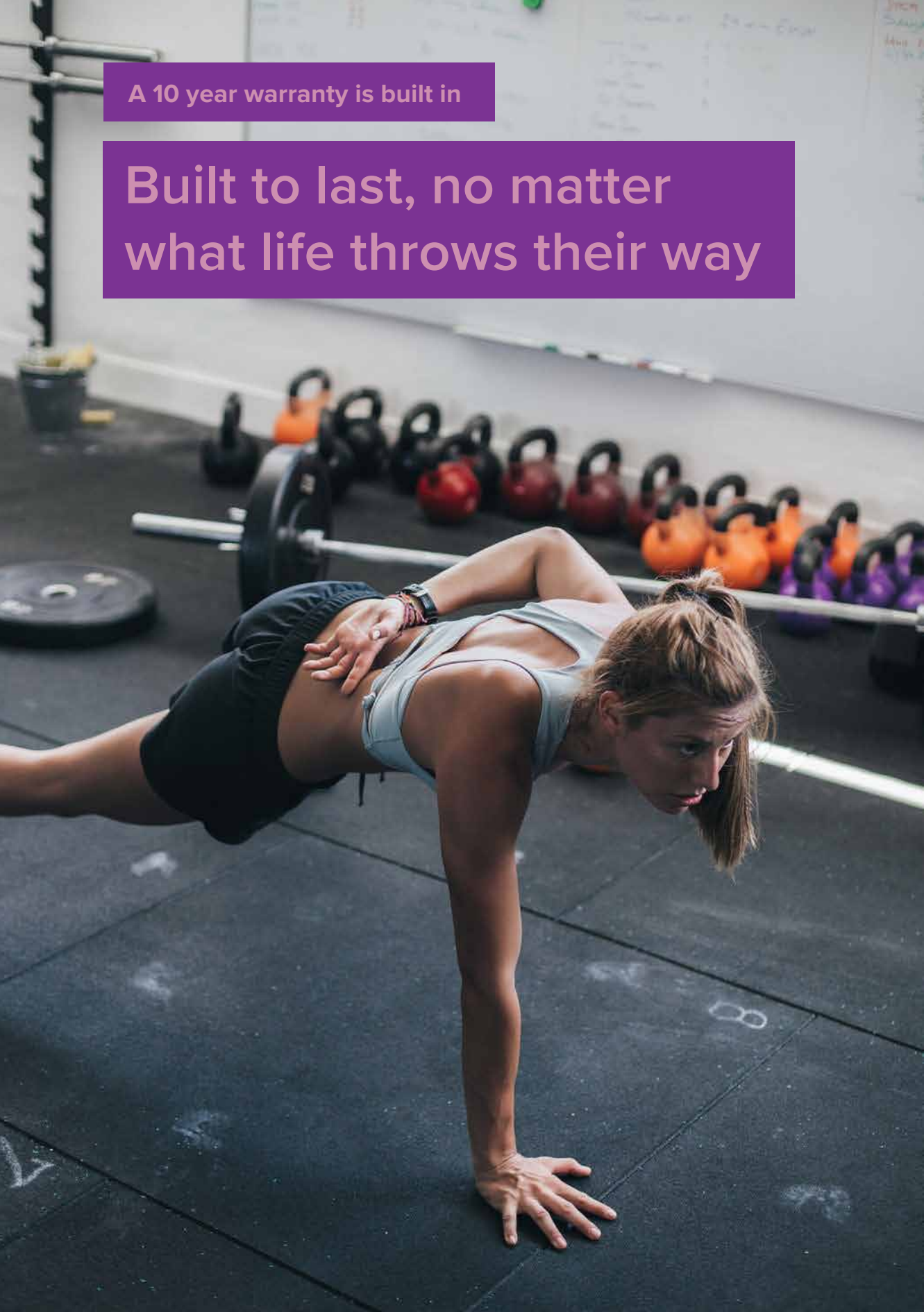
Create without limits

We create wildly
customisable lockers
tailored to you
& your space



A 10 year warranty is built in

Built to last, no matter
what life throws their way



**Our lockers are
built to last**

Lockers can see a lot of wear and tear during their lifetime, so we make sure to only use hard wearing materials and fittings from the best suppliers across the globe. Our standards for performance even flows down to how we manufacture. Unlike our competitors, all of our lockers have a solid 18mm body construction that's nailed and screwed together for maximum strength.

Our 10 year warranty is proof that we build your lockers to last.

**We optimise your
available space**

Lockin has created more than 500 locker spaces Australia wide. From small to large scale projects, that's a lot of different spaces with a lot of different design and usage requirements. Our experience means we have the smarts to design and build products that will maximise your available space, without sacrificing usability and functionality.

Understanding the end user's needs is key, ensuring our lockers deliver.

(Below)
Project: 35 Collins Street
Architect: PTID
Builder: JLL
Featuring: Custom H3 locker bank
with metal frame & code locks



Build products that perform

Fast, efficient, modern
manufacturing done right

With more than 55 years of custom design and manufacturing expertise, Lockin, as part of the Culpan Group, crafts products built to last.

Our modern facility includes best practice software that integrates all aspects of the production process. From estimating to sign off, our systems track, optimise and quality control every step along the production journey. This means we meet our deadlines on time and on budget. Our affiliation with AMD Commercial Furniture means our lockers can be integrated into a custom joinery piece or combined as part of a total fit out package for commercial projects.

We have over
55 years of experience
manufacturing custom
engineered products



Experts at every
step of the process.

Build products that perform

It's simply 'good'
business

Much of our manufacturing process is powered from our rooftop solar, preventing extra tonnes of CO2 entering the environment and the lungs of our fellow humans.

Building things is thirsty work so we also collect rainwater for our own use, helping to limit wasteful runoff and conserve this valuable resource.

Other ongoing improvements include replacing plant lighting with LEDs and implementing processes to power down production machinery after use. Together, these efforts help us contribute meaningfully.

We believe in
the circle of life

As part of the Culpan Group, we actively sort all our by-products for recycling to reduce landfill waste, conserve natural resources, and repurpose materials.

Our lockers are designed to move with you. They can be entirely dismantled, moved and reassembled if you change locations or need to shuffle things around.

We believe
no product should
cost the earth

Our rooftop solar helps power us.

DOOR
3

Make spaces for real life

At Lockin we take care of your gear, so you can get on with your day



(Left)
Project: Bain & Co
Architect: Carr Design Group
Builder: Shape
Featuring: H3 locker with magnetic whiteboard doors

(Below)
Project: 420 St Kilda Road EOT
Architect: Gray Puksand
Builder: McCormack Property Services
Featuring: PS2 locker with Ojmar OCS lock

Our philosophy

Above all, we believe that our products should be useful and reflect the best principles of spatial wellbeing - spaces that enrich us and help us to succeed – not the other way round.

That's why tailor made is so important to us.

What we do is simple, but essential – we build well designed, custom lockers that take care of your gear and free you up to get on with your day. That's what we mean when we say we're made for life.



Make spaces for real life



**Made for the not so
corporate office**

Over the past 50 years things have changed. Our work-places have been transformed from siloed cubicles to open plan spaces that encourage connection and collaboration. The increasing use of hot-desking, flexible work hours and mobile offices all create the need for flexible personal storage options that make efficient use of available space.

In the office, we'll keep your hands free, so you have the freedom to change your work space for meetings, collaboration or quiet concentration.

(Left)
Project: 800 Collins Street
Architect: Bates Smart
Builder: Lend Lease
Featuring: H4 locker with mail chute & LoQit smart lock

(Below)
Project: North Melbourne FC
Architect: HB Architecture
Builder: Harris HMC
Featuring: Custom team room lockers with code locks



Make spaces for real life

Today, our lives
depend on flexibility
and mobility

Made for the
rise of end-of-trip

Notice the number of bikes e-bikes or scooters at peak hour? More and more of us are choosing to ride, walk, or even run, to work.

That makes end-of-trip facilities an important feature in modern, sustainable residential and commercial buildings.

Lockin lockers are designed to keep your gear safe and dry during a pedal-powered commute, and make the transition between work/ life environments an easy, stress free journey.

(Top)
Project: 140 William Street EOT
Architect: Gray Puksand
Builder: Shape
Featuring: PL2 locker with
Gantner smart lock & custom
ottomans



Make spaces for real life



**Made for the next
generation of education**

Today's education environments are designed to improve student engagement and drive better results.

The days of stale classrooms and locker halls have been replaced with innovative open plan spaces that support collaboration and activity based learning. Lockin lockers are easily integrated into these next generation spaces, providing secure storage for your books, your iPad, laptop and bag, freeing you up to learn while your tools are safe and sound.

**Made for clutter
free active spaces**

If there's one thing you don't want to sweat on during your workout, it's where to store your gear. Lockin lockers have a range of designs and materials created for all kinds of active spaces – from gyms and locker rooms to aquatic centres and yoga studios. A Lockin locker makes sure your focus is on reaching your personal best, not trying to find a spot to hide your keys, wallet and phone.



(Top)
Project: Southern Cross Grammar
Design: Lockin Lockers
Featuring: H2 locker with padlock receivers

(Bottom)
Project: Goodlife Health Club
Architect: A Three Design
Builder: Canil Management Services
Featuring: Built in H4 lockers with padlock receivers

DDA accessible lockers
that let every person
live work and play together

Lockers made
for everyone

At Lockin we believe in building spaces that fit all our lives – not matter who we are.

Though there are currently no legislative requirements for accessible locker design, to us it's important that our products meet the intent of the Disability Discrimination Act (DDA) and the applicable Australian Building Standards.

That's why we created the Australian first range of DDA accessible lockers and accessories and our guide to creating DDA compliant locker spaces that also meet the needs of people living with disability.



Make spaces for real life



Gymnasiums
Wellness studios
Club rooms



Aquatic centres
Spa retreats
Lifesaving clubs



Corporate office
Education
Workplace
Public spaces



End-of-trip
Change rooms
Bike storage



Made for life.



Aquatic centres
Spa retreats
Lifesaving clubs



Gymnasiums
Wellness studios
Club rooms

End-of-trip
Change rooms
Bike storage



Corporate office
Education
Workplace
Public spaces



Our

services

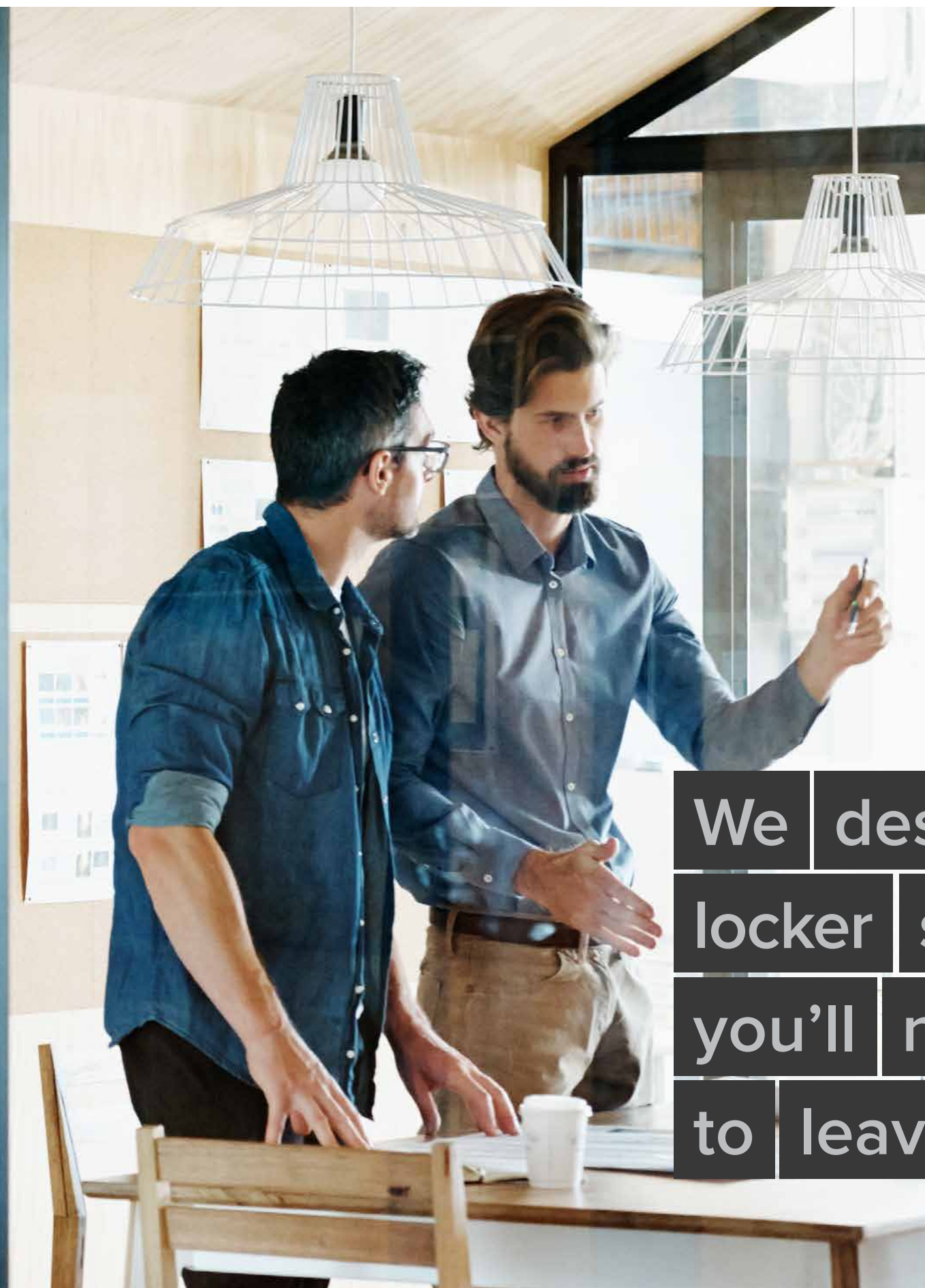
Space planning
and design

01

Fast, efficient
manufacturing

02





Planning and
design where
it's okay to dream.

We loath telling you no. So, we don't. During our planning and design phase, we let you dream as big as your budget will allow.

From layout to picking the best locking system, our team is here to help you create a functional storage space that people won't want to leave.

We also work alongside Australia's finest architects and designers to breathe life into whatever you're seeing behind closed eyes.

Custom lockers
tailored to you and
your lifestyle.

We craft lockers made for life. And, since Lockers vary as much as the lifestyles of the people that occupy them, we tailor each and every locker to you and your facility's needs from our factory in Melbourne, Australia.

Want something super simple and spacious? Say no more. Looking for something outfitted with bench seating, USB ports, a built-in ironing board unit and a digital padlock? Well, we can do that too.

And you won't have to lift a finger (if you don't want to). As a part of the Culpán Group, just tell us what you want and sit back. We will handle the design, manufacturing, the delivery and the installation as if we were building a space for ourselves.

We design
locker spaces
you'll never want
to leave.

Our

range

Hanging lockers

Our range of hanging lockers cater for those with a busy work-life schedule. Featuring designs exclusive to Lockin, each locker combines hanging space with the ability to store large, bulky items. Perfect for change rooms, end-of-trip facilities, gyms, studios, and sporting clubs. Mix and match to create your space.

KEY FEATURES

- Functional hanging space
- One and two user bays
- Integrated bench seating
- Fully customisable

POPULAR USES

Gymnasiums



End-of-trip



Change rooms



Club rooms



STANDARD CONSTRUCTION

Body: E1 white or black HMR particle board with matching ABS edge

Doors: Laminex or Polytec laminate with matching ABS edge

Accessories: Key lock, black pull handle and number tag

Seat: Polished 90mm Tasmanian Oak bench seat



P1	PX1*	P1+	P2	PX2*	P2+
-----------	-------------	------------	-----------	-------------	------------



PRODUCT SPECIFICATIONS (MM)							
Code	H	W	D	Hanging height	Door height	Seat depth	Plinth height
P1_19	1900	400	550	1030	1800	–	100
P1_21	2100	400	550	1130	2000	–	100
PX1_19	1900	400	550	1030	1800	–	100
PX1_21	2100	400	550	1130	2000	–	100
P1+_19	1900	400	550	1030	1450	390	450
P1+_21	2100	400	550	1130	1650	390	450
P2_19	1900	400	550	875	900	–	100
P2_21	2100	400	550	975	1000	–	100
PX2_19	1900	400	550	875	900	–	100
PX2_21	2100	400	550	975	1000	–	100
PS2_19	1900	400	840	875	900/550	290	100
PS2_21	2100	400	840	975	1000/650	290	100

All dimensions and specifications can be customised

*Registered designs exclusive to Lockin

PS2

PB2

PL2

PL2+

PLS2

PLB2



PRODUCT SPECIFICATIONS (MM)

Code	H	W	D	Hanging height	Door height	Seat depth	Plinth height
PS2_19	1900	400	840	875	900/550	290	100
PS2_21	2100	400	840	975	1000/650	290	100
PLB2_19	1900	400	550	880	1175	-	100
PLB2_21	2100	400	550	980	1325	-	100
PL2_19	1900	400	550	1030	1375	-	200
PL2_21	2100	400	550	1130	1525	-	200
PL2+_19	1900	400	550	880	1175	390	450
PL2+_21	2100	400	550	980	1325	390	450
PLS2_19	1900	400	550	880	1175	290	100
PLS2_21	2100	400	550	980	1325	290	100
PB2_19	1900	400	550	710	725	-	100
PB2_21	2100	400	550	810	825	-	100

All dimensions and specifications can be customised

Shelving lockers

Our range of shelving lockers are perfect for the workplace, education and active spaces like yoga studios. They're designed to store small to medium items such as laptops, phones, bags, and folders. The locker range features fixed or adjustable recessed shelving, with each locker catering for two to five users.

KEY FEATURES

- Two to five doors per bay
- Fixed or adjustable shelving
- Fully customisable

POPULAR USES

Corporate office



Education



Workplace



Wellness studios




STANDARD CONSTRUCTION

Body: E1 white or black HMR particle board with matching ABS edge

Doors: Laminex or Polytec laminate with matching ABS edge

Accessories: Key lock, black pull handle and number tag



H2**H3****H4****H5****PRODUCT SPECIFICATIONS (MM)**

Code	H	W	D	Hanging height	Door height	Seat depth	Plinth height
H2	1900	400	500	–	850	–	200
H3	1900	400	500	–	567	–	200
H4	1900	400	500	–	425	–	200
H5	1900	400	500	–	340	–	200

All dimensions and specifications can be customised

Mini lockers

Our range of mini lockers and pigeon holes are designed to store small items such as keys, phones and wallets. The lockers can be made as a freestanding or wall mounted and, like all Lockin lockers, can be customised to your requirements. Each mini locker fits our full range of secure locks.

KEY FEATURES

- Available as a freestanding or wall mounted units
- Two to five doors per bay
- Fits all Lockin locks
- Fully customisable

POPULAR USES

Workplace



Gymnasiums



Spa retreats



Public spaces



STANDARD CONSTRUCTION

Body: E1 white or black HMR particle board with matching ABS edge

Doors: Laminex or Polytec laminate with matching ABS edge


Accessories: Key lock, black pull handle and number tag



Mini lockers

Pigeon holes

Mini locker and pigeon hole combination
Below 9 lockers x 6 pigeon holes (540H x 1050H x 200D)
Customise your own configuration to suit your needs.



PRODUCT SPECIFICATIONS (MM)

Code	Description	H	W	D	Door height
ML_2	Two door mini locker	360	250	200	180
ML_3	Three door mini locker	540	250	200	180
ML_4	Four door mini locker	720	250	200	180
ML_5	Five door mini locker	900	250	200	180
ML_6	Six door mini locker	1080	250	200	180
ML_7	Seven door mini locker	1260	250	200	180
ML_8	Eight door mini locker	1440	250	200	180
PH_2	Two shelf pigeon hole	360	150	200	180
PH_3	Three shelf pigeon hole	540	150	200	180
PH_4	Four shelf pigeon hole	720	150	200	180
PH_5	Five shelf pigeon hole	900	150	200	180
PH_6	Six shelf pigeon hole	1080	150	200	180
PH_7	Seven shelf pigeon hole	1260	150	200	180
PH_8	Eight shelf pigeon hole	1440	150	200	180

All dimensions and specifications can be customised. End or top panels not included in dimensions

lockers

Our Lockin steel lockers are all custom made too.

You get to choose the powder coat colour that best compliments your space, add a striking perforation pattern for the doors, select a locking system and the modular layout and lockers sizes that you need.

KEY FEATURES

- 300 and 400 width options
- Up to 10 users per bay
- Custom made in Melbourne

METAL LOCKER VARIATIONS

- Slope top
- Bench seating
- Banks of 1, 2, or 3 lockers
- Combination locker banks
- Elevated metal frames
- Door perforations
- Multi colour powdercoat
- Combination locks
- Digital locks

POPULAR USES

Workplace



Change rooms



Club rooms



End-of-trip



STANDARD CONSTRUCTION

Body: Welded one piece wrap around body in zinc galvanised metal

Powdercoat: Available in a range of colours

Accessories: Key lock or padlock hasp with number plates



M1 M2 MSL M3 M4 M6 M8



STANDARD METAL LOCKER SPECIFICATIONS (MM)							
Code	Description	H	Single W	Double W	Triple W	D	Door height
M1	Single Door Locker	1800	300	600	900	450	1700
MW1	Wide Single Door Locker	1800	380	760	1140	450	1700
M2	Two Door Locker	1800	300	600	900	450	850
MW2	Wide Two Door Locker	1800	380	760	1140	450	850
MSL	Two Door Wave Locker	1800	300	600	900	450	1130
MWSL	Wide Two Door Wave Locker	1800	380	760	1140	450	1130
M3	Three Door Locker	1800	300	600	900	450	567
MW3	Wide Three Door Locker	1800	380	760	1140	450	567
M4	Four Door Locker	1800	300	600	900	450	425
MW4	Wide Four Door Locker	1800	380	760	1140	450	425
M5	Five Door Locker	1800	300	600	900	450	340
MW5	Wide Five Door Locker	1800	380	760	1140	450	340
M6	Six Door Locker	1800	300	600	900	450	283
MW6	Wide Six Door Locker	1800	380	760	1140	450	282
M8	Eight Door Locker	1800	300	600	900	450	212
MW8	Wide Eight Door Locker	1800	380	760	1140	450	212

COLOUR RANGE

White		Orange	
Light Grey		Yellow	
Beige		Grey Ripple	
White Birch		Graphite Ripple	
Silver Pearl		Black Ripple	
Charcoal		Textura® White	
Wedgewood		Textura® Deep Ocean	
Burgundy		Textura® Monument	
Blaze Blue		Textura® Black	
Red			

All dimensions and specifications can be customised.


Bench seating

Have you tried to tie your shoes when there's nowhere to sit down? Our customisable bench seating is the answer! Our range includes classic timber bench seats, shoe shelves and custom ottomans that can be made to any length or shape. So you'll never have any trouble tying a double knot.

STANDARD CONSTRUCTION

Timber seat: Polished 90mm Tasmanian Oak bench seat with powder coated or stainless steel frame.

Shoe shelf seat: Polished 90mm Tasmanian Oak slats with matching E1 Laminex end panels and ABS edge.



Timber seat

Shoe shelf seat

Ottomans



TIMBER SEAT SPECIFICATIONS (MM)

Code	Description	L	W	H	Rail height
S1	Single seat	1500	490	450	–
S2	Double seat	1500	890	450	–
SR	Double seat with rail	1500	890	450	1400

SHOE SHELF SEAT SPECIFICATIONS (MM)

Code	Description	L	W	H	Rail height
SS1	Single seat - freestanding	1500	390	450	–
SS2	Double seat - freestanding	1500	790	450	–
SSA	Shoe shelf seat - attached to locker	∞	390	450	–

All dimensions and specifications can be customised.

Looking for something special? Lockin can design and build custom ottomans to complement your space. Choose from timber or upholstered seating and a variety of materials and shapes, the options are limitless.

Locker locks

A locker lock that automatically opens at 6PM every Friday? How about an RFID lock that integrates with your building access card? Or a lock that could dive underwater, re-emerge and get back to work totally unscathed. From basic key locks to intelligent access control systems we have a locker lock for any job.

WHAT'S THE DIFFERENCE BETWEEN SHARED OR DEDICATED USER MODES?

Locker locks can be programmed in a variety of different modes to suit the environments they operate within.

In shared mode the user chooses an available locker and operates it with a self-selected code or key. Once the locker is vacated, it becomes available for a different user. This is particularly useful in high traffic environments such as gyms and public areas.

In dedicated mode, the user is assigned a locker and operates it with a fixed code or key. Once set, the fixed code can only be changed by a manager. Dedicated mode works well in schools and offices where a locker belongs to one person only.

SMART LOCKS (GANTNER, LOGIT AND OJMAR NEXO)

Smart locks are a sophisticated access control system for lockers. Combined with intelligent software, smart locks can be programmed to various operation modes, providing users with RFID access to their locker. Smart lock systems can also integrate with existing access control networks within a building.



Key Lock

Function: Key
Type: Mechanical
Mode: Dedicated / Shared



Padlock Hasp

Function: Hasp
Type: Mechanical
Mode: Dedicated / Shared



Combination Lock

Function: Dial
Type: Mechanical
Mode: Dedicated / Shared



Combination Lock

Function: Dial
Type: Mechanical
Mode: Dedicated / Shared



Combination Lock

Function: Dial
Type: Mechanical
Mode: Dedicated / Shared



Coin Lock

Function: Coin
Type: Mechanical
Mode: Shared



Code Lock

Function: Code
Type: Battery
Mode: Dedicated / Shared



Cue Code Lock

Function: Code
Type: Battery
Mode: Dedicated / Shared



Aspire Code Lock

Function: Code
Type: Battery
Mode: Dedicated / Shared



Timed Code Lock

Function: Code
Type: Battery
Mode: Dedicated / Shared



OCS Pro Lock

Function: Code
Type: Battery
Mode: Dedicated / Shared



Range Code Lock

Function: Code
Type: Battery
Mode: Dedicated / Shared



RFID Lock

Function: RFID
Type: Battery
Mode: Dedicated / Shared



Cue RFID Lock

Function: RFID
Type: Battery
Mode: Dedicated / Shared



Aspire RFID Lock

Function: RFID
Type: Battery
Mode: Dedicated / Shared



Digilock Aspire Smart

Function: Bluetooth
Type: Battery
Mode: Dedicated / Shared



Ojmar OCS Smart Lock

Function: Bluetooth
Type: Battery
Mode: Dedicated / Shared



Gantner Smart Lock

Function: Hardwired
Type: Hardwired
Mode: Dedicated / Shared



LoQit Smart Lock

Function: Hardwired
Type: Hardwired
Mode: Dedicated / Shared




Yellowbox Smart Lock

Type: Hardwired
Mode: Dedicated / Shared



Locker accessories

What's a hanging locker without a hanger? It's the small details that make a big difference to your space. That's why we offer a range of custom joinery and accessories to make your locker space even better.



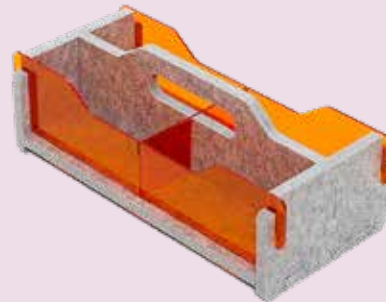
USB POINTS

With USB points in each locker, people can safely charge their mobile devices.



DESK CADDY

The perfect office companion made from Global GreenTag™ Certified Woven Image EchoPanel®.



AIRING CUPBOARD

Airing cupboards come with top and door ventilation to keep clothes and shoes dry. Also available with single hanging rail and wire baskets.



SECURITY HANGERS

Permanent hangers can be provided for use within Lockin hanging lockers.



IRONING BOARD

A compact iron and ironing board can be mounted within a locker or to a wall.




PRODUCT SPECIFICATIONS (MM)

Code	Description	H	W	D	Plinth height
AC_19	Airing cupboard	1900	1000	550	100
AC_21	Airing cupboard – tall	2100	1000	550	100

All dimensions and specifications can be customised. End or top panels not included in dimensions

BUSINESS CARD HOLDER

With a custom nameplate each user can reserve their locker with a business card.



MAIL CHUTE

Installing a door mail chute turns your locker into a personal mailbox.



TOWEL STORAGE UNIT

Perfect for change rooms or end-of-trip facilities. Comes with hooks inside cupboard to hang a laundry bag.



Round chute Rectangle chute Flap chute

PRODUCT SPECIFICATIONS (MM)

Code	Description	H	W	D	Plinth height
TS_19	Towel storage	1900	400	550	100
TS_21	Towel storage – tall	2100	400	550	100

All dimensions and specifications can be customised. End or top panels not included in dimensions

Numbers and graphics

Make a statement with custom graphics on your locker doors. Lockin offer an unlimited range of locker numbering options. From vinyl decals, laser-cut acrylic to printed door wraps, we can make any color, shape, and font that you can imagine happen.





How

to

specify

How to customise your Lockin locker

01

**SELECT THE RANGE
THAT BEST SUITS
YOUR NEEDS**

Hanging lockers

Popular in gymnasiums, end-of-trip facilities, change rooms and club rooms.

Shelving lockers

Popular in corporate offices, education, the workplace and wellness studios.

Custom Steel lockers

Popular in the workplace, gymnasiums, spa retreats and public spaces.

Mini lockers

Popular in the workplace, gymnasiums, spa retreats and public spaces.

02

**CUSTOMISE YOUR
LOCKER**

Customisation options

- Dimensions
- Internal layout
- Shelf locations
- Kicker height
- Bulkheads
- Sloping tops
- Infill panels
- End panels
- Accessories
- Perforation patterns
- Bench seating
- Shoe shelf seats

03

**SELECT YOUR MATERIALS
AND FINISH**

BODY OPTIONS

Standard

E1 white 18mm HMR particleboard with black ABS edge.

Custom

- E0 white or black 18mm HMR particleboard with black ABS edge.
- E1 or E0 coloured 18mm laminate with matching ABS edge.
- PVC white or black waterproof board.
- Steel.

**DOORS & EXTERNAL
PANELS OPTIONS**

Standard

E0 Laminex or Polytec Commercial Palette board with matching ABS edge.

Steel with oven baked powder coat.

Custom doors & external panels

- E1 or E0 laminate with matching ABS edge.
- 13mm compact laminate
- Decorative veneer or laminate with matching edge.
- Timber veneer with matching edge.
- 2PAC painted decorwood.
- NUVEX® waterproof Saniboard.
- Steel with perforation patterns.

04

**CHOOSE YOUR
LOCK**

Mechanical locks

- Key lock
- Padlock hasp
- Coin lock
- Combination lock

Battery locks

- Code lock
- Timed code lock
- Ojmar OCS lock
- Ojmar NEXO smart lock

Hardwired locks

- Gantner smart lock
- LoQit smart lock

Specification example

Standard locker specification example

Description

PX2 Hanging locker

Dimensions

1900H x 400W x 550D

Material

E1 white 18mm HMR particleboard with black ABS edge body.
E0 Laminex Zincworks with matching ABS edge doors and external panels.

Locking system

Key lock with locker number tag.

Range code

PX2_18

Supplier

Lockin Lockers
1300 LOCKIN

Location

Male/Female change rooms

Custom locker specification example

Description

H4 Shelving locker

Dimensions

1600H (custom) x 450W (custom) x 500D

Material

E0 white 18mm HMR particleboard with white ABS edge body.
18mm timber veneer with matching edge doors and external panels.

Locking system

Combination lock with vinyl numbering.

Notes

Mail slot on each locker.

Range code

H4_17

Supplier

Lockin Lockers
1300 LOCKIN

Location

Level 1 office

Not sure where to start? Just call us on 1300 LOCKIN.
Our team are here to help.

Say
hello

Lockin Lockers

Australia

9 - 13 Jesica Road,
Campbellfield VIC 3061

1300 LOCKIN
sales@lockin.com.au

lockin.com.au

