

Custom lockers, seating  
and accessories

**Lockin**

Made for life.



# Contents

|                                     |    |
|-------------------------------------|----|
| <b>Our philosophy</b>               | 3  |
| Create without limits               | 5  |
| Build products that perform         | 9  |
| Make spaces for real life           | 12 |
| <b>Our range</b>                    | 17 |
| Hanging lockers                     | 18 |
| Shelving lockers                    | 20 |
| Mini lockers                        | 22 |
| Metal lockers                       | 24 |
| Bench seating                       | 26 |
| Locker locks                        | 28 |
| Locker accessories                  | 30 |
| Numbers and graphics                | 32 |
| <b>How to specify</b>               | 34 |
| How to customise your Lockin locker | 35 |
| Architectural specification example | 36 |
| <b>Contact us</b>                   | 37 |

Lockin Lockers

Australia

30 Halsey Road,  
Airport West VIC 3042  
1300 LOCKIN

[lockin.com.au](http://lockin.com.au)

Our

philosophy

We live by three simple principles...

Create  
without limits

01

Build products  
that perform

02

Make spaces  
for real life

03



Meet George, one of our experienced cabinet makers at Lockin.



Create without limits

Every aspect of  
your locker can be  
customised to bring  
your vision to life.

(Right)  
Project: Porter Davis  
Architect: The Bold Collective  
Builder: Shape  
Featuring: H3 locker with custom  
graphics



Dimensions, materials,  
finishes, accessories,  
it's your choice

Some manufacturers will spend a lot of time discussing the limits of what's possible. We'd rather talk about your vision, and how we can make it come to life.

Thinking about curved lines? Done. Need something taller, wider or a little more to the left? No problem. Our hi-tech manufacturing facility allows us to customise our products to an unlimited range of needs and options. That means you have the flexibility to choose from a huge range of commercial materials – from standard or decorative laminates to timber veneers, waterproof board, plastic or metals. You also have access to a range of useful accessories like mail chutes, fold out ironing boards and USB ports. Plus you have the chance to get creative with door finishes including perforations, edging, custom graphics, alternating colours and textures.

We build to your  
specifications

At Lockin, we're big on collaboration. We take time to understand what you need, and how our products will integrate with the overall design aesthetic of your space. We work alongside our clients, architects and interior designers to make sure we build to your specific requirements and specifications. We're yet to find a space that we couldn't enhance with a custom-made Lockin locker. For example, if your cavity is 1700mm high compared to our standard range height of 1900mm, we'll simply make your locker a little smaller, minus the fuss. At Lockin, you won't have to worry about a hefty price tag for custom-built lockers. We will just build your locker to fit - it's as simple as that.



**We believe flexibility  
shouldn't cost more**

We build every Lockin locker made to order, made to fit, and made for you. This wouldn't be possible without a manufacturing facility that can deliver our promise every time.

Our Airport West facility was built for custom production - and not the labour intensive cost prohibitive kind. It's big – big enough to produce a locker every five minutes, and able to respond to any production brief. Our efficiency means we can produce custom lockers for the same price as our competitors do off-the-shelf.

**Start with our  
base range, or create  
something new**


We're pretty chuffed with our base range of lockers. They're good looking, functional and full of great, practical innovations to make your life easier. Starting there might give you some great ideas, standard sizes and an easy solution for your storage needs. But if you're looking for something different, we're ready to get creative with you.

Thinking of a new configuration, clothes hooks, extra shelving or drawers? Whatever it is you need, we'll be as keen as you are to see it come to life. If you need any help stretching the limits of what is possible our expert design and production team will answer any questions you have.

**There really is no  
limit to what you  
can create.**

(Top)  
Project: Gazi restaurant  
Featuring: H4 locker with  
custom numbering

(Bottom)  
Project: 101 Collins Street EOT  
Architect: Gray Puksand  
Builder: Shape  
Featuring: P2 locker with  
Gantner smart lock



Design a space for  
the users of today  
and tomorrow.

**Our in-house design  
team are here to help**

We get it. Sometimes, you need some assistance or you just want to be hands off, and leave the details to a trusted team. Lockin's design and project teams are experienced professionals who stand ready to create an inviting space that solves your storage issue with minimum fuss. At any stage of the process, from creating a brief to final installation, we'll help you explore the possibilities and compare options. When you're ready to go, we can measure, design and build a custom your product that maximises capacity and integrates seamlessly into your space.

From small locker room projects to multi-level installations, Lockin has the expert product and design knowledge to support or take the lead in creating aesthetic, functional storage solutions.



(Left)  
Project: 818 Bourke Street EOT  
Architect: Gray Puksand  
Builder: Renascent  
Featuring: P2 locker  
with shoe shelf seat



At Lockin,

We have the  
experience  
to understand,  
the ingenuity  
to solve and  
the flexibility  
to create.





Build products that perform

The people who use our lockers work hard, and play hard. They need lockers built to perform.



#### Our lockers are built to last

Lockers can see a lot of wear and tear during their lifetime, so we make sure to only use hard wearing materials and fittings from the best suppliers across the globe. Our standards for performance even flows down to how we manufacture. Unlike our competitors, all of our lockers have a solid 18mm body construction that's nailed and screwed together for maximum strength. And you're backed by a 5 year warranty to guarantee your locker will last.

#### We optimise your available space

Lockin has created over 500 locker spaces Australia wide. From small to large scale projects, that's a lot of different spaces with a lot of different design and usage requirements. Our experience means we have the smarts to design and build products that will maximise your available space, without sacrificing usability and functionality. It's about understanding the end user, what their storage solution needs to do, and making sure our lockers work as hard as they can.

(Below)  
Project: ACMA  
Architect: Peckvonhartel  
Builder: Shape  
Featuring: PL2 locker with vinyl  
locker numbering





**Fast, efficient, modern  
manufacturing done right**

As a division of Australian commercial joinery manufacturer ISM Interiors, Lockin has over 20 years' worth of experience manufacturing custom engineered products that are built to last.

Our hi-tech facility includes state-of-the-art software that integrates all aspects of the production process. From estimating to sign off, our systems track, optimise and quality control every step along the production journey. That means we meet our deadlines on time and on budget. Our affiliation with ISM also means our lockers can be integrated into a custom joinery piece or combined as part of a total fit out package for commercial projects.

We have over  
20 years of experience  
manufacturing custom  
engineered products.



Meet John,  
a Lockin CNC  
programmer  
and operator.





The solar panels that power our Melbourne manufacturing facility.

#### Powered by solar

Lockin and parent company ISM Interiors are powered by clean, renewable solar energy. Our commitment to looking after the planet led us to install 400 PV cells on the roof of our Airport West manufacturing facility. Along with supplying excess energy back into the grid, these cells now provide up to 80% of our energy consumption, representing an annual emissions reduction of 14.2 tonne of CO<sub>2</sub>\*.

\*Calculated as 80% of current electricity consumption (20,500kwh) online at [carbonneutral.com.au/carbon-calculator](http://carbonneutral.com.au/carbon-calculator).

#### Green star and LEED compliant

At Lockin, we only source environmentally sustainable, hard wearing materials that withstand the test of time. All Lockin products are manufactured in Australia using Green Star and LEED compliant materials that meet both the Green Building Council of Australia's five star rating requirements and LEED platinum certification. Plus our Lockers can be entirely dismantled, moved and reassembled if you change locations or need to shuffle things around. When we finish a project we provide you with all of the required compliance records so that you can achieve your certifications.

We believe  
no product should  
cost the earth.  
It's just responsible  
business.



Make spaces for real life

At Lockin we take care of your gear, so you can get on with your day.



#### Our philosophy

Above all, products of the future should be useful. At Lockin we believe in building spaces that fit our lives and help us to perform and succeed – not the other way round. That's why tailor made is so important to us.

What we do is simple, but essential – we build well designed, custom lockers that take care of your gear and free you up to get on with your day. That's what we mean when we say we're made for life.

(Below)  
Project: MYOB  
Featuring: Custom H2  
locker with key lock







### Made for the not so corporate office

Over the past 50 years things have changed. Our work-places have been transformed from siloed cubicles to open plan spaces that encourage connection and collaboration. The increasing use of hot-desking, flexible work hours and mobile offices all create the need for flexible personal storage options that make efficient use of available space.

In the office, we'll keep your hands free, so you have the freedom to change your work space for meetings, collaboration or quiet concentration.

(Left)  
Project: Ernst & Young  
Architect: Hassell  
Builder: Shape  
Featuring: Custom H3 locker with mail chute

(Below)  
Project: Transurban  
Architect: Hassell  
Builder: Schiavello  
Featuring: Custom H3 locker





Today, our lives  
depend on flexibility  
and mobility.

**Made for the  
rise of end-of-trip**

Notice the number of bikes at peak hour these days? Pushbike commuters now make up over 5% of our workforce, and numbers are growing every year.

That makes end-of-trip facilities an important feature in modern, sustainable residential and commercial buildings. Lockin lockers are designed to keep your gear safe and dry during a pedal-powered commute, and make the transition between work/life environments an easy, stress free journey.

(Top)  
Project: 800 Collins Street  
Architect: Bates Smart  
Builder: Lend Lease  
Featuring: H4 locker with  
mail chute







#### Made for the next generation of education

Today's education environments are designed to improve student engagement and drive better results.

The days of stale classrooms and locker halls have been replaced with innovative open plan spaces that support collaboration and activity based learning. Lockin lockers are easily integrated into these next generation spaces, providing secure storage for your books, your iPad, laptop and bag, freeing you up to learn while your tools are safe and sound.

#### Made for clutter free active spaces

If there's one thing you don't want to sweat on during your workout, it's where to store your gear. Lockin lockers have a range of designs and materials created for all kinds of active spaces – from gyms and locker rooms to aquatic centres and yoga studios. A Lockin locker makes sure your focus is on reaching your personal best, not trying to find a spot to hide your keys, wallet and phone.



(Top)  
Project: 140 Williams Street  
Architect: Gray PukSand  
Builder: Shape  
Featuring: PL2 locker with  
custom ottomans



Gymnasiums  
Wellness studios  
Club rooms



Corporate office  
Education  
Workplace  
Public spaces



Aquatic centres  
Spa retreats  
Lifesaving clubs



End-of-trip  
Change rooms  
Bike storage



# Made

# for

# life.



Aquatic centres  
Spa retreats  
Lifesaving clubs

End-of-trip  
Change rooms  
Bike storage



Gymnasiums  
Wellness studios  
Club rooms

Corporate office  
Education  
Workplace  
Public spaces





Our

range

# Hanging lockers

Our hanging lockers cater for those with a busy work life schedule. Featuring designs exclusive to Lockin, each locker combines hanging space with the ability to store large, bulky items. The range is available in both regular and tall heights and includes integrated bench seating options.

## KEY FEATURES

- Functional hanging space
- One and two user bays
- Integrated bench seating
- Fully customisable

## POPULAR USES

Gymnasiums



End-of-trip



Change rooms



Club rooms



## STANDARD CONSTRUCTION

**Body:** E1 white or black HMR particle board with matching ABS edge

**Doors:** Laminex or Polytec laminate with matching ABS edge

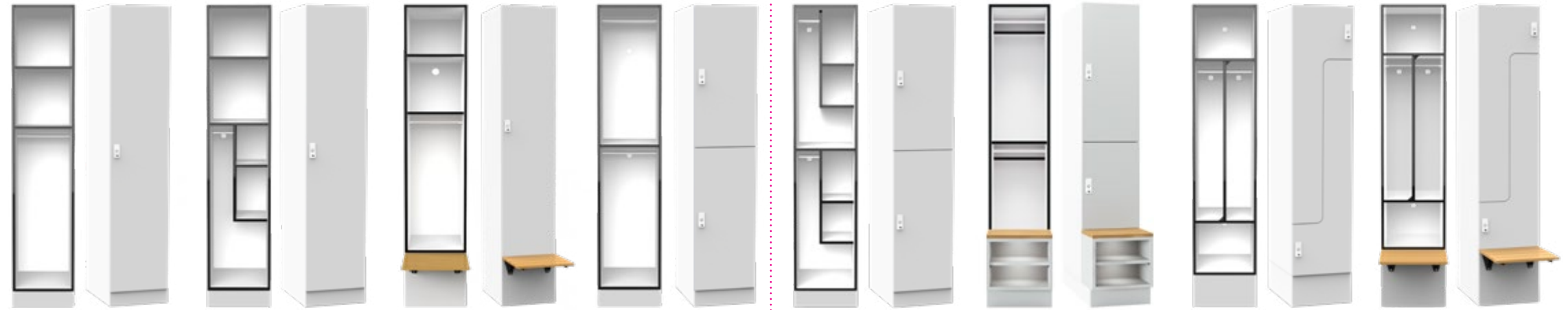
**Accessories:** Key lock, black pull handle and number tag

**Seat:** Polished 90mm Tasmanian Oak bench seat



Project: Innovations Place EOT Architect: V-Arc

| P1 | PX1* | P1+ | P2 | PX2* | PS2 | PL2 | PL2+ |
|----|------|-----|----|------|-----|-----|------|
|----|------|-----|----|------|-----|-----|------|



| PRODUCT SPECIFICATIONS (MM) |      |     |     |                |             |            |               |
|-----------------------------|------|-----|-----|----------------|-------------|------------|---------------|
| Code                        | H    | W   | D   | Hanging height | Door height | Seat depth | Plinth height |
| P1_19                       | 1900 | 400 | 550 | 1030           | 1800        | —          | 100           |
| P1_21                       | 2100 | 400 | 550 | 1130           | 2000        | —          | 100           |
| PX1_19                      | 1900 | 400 | 550 | 1030           | 1800        | —          | 100           |
| PX1_21                      | 2100 | 400 | 550 | 1130           | 2000        | —          | 100           |
| P1+_19                      | 1900 | 400 | 550 | 1030           | 1450        | 390        | 450           |
| P1+_21                      | 2100 | 400 | 550 | 1130           | 1650        | 390        | 450           |
| P2_19                       | 1900 | 400 | 550 | 875            | 900         | —          | 100           |
| P2_21                       | 2100 | 400 | 550 | 975            | 1000        | —          | 100           |
| PX2_19                      | 1900 | 400 | 550 | 875            | 900         | —          | 100           |
| PX2_21                      | 2100 | 400 | 550 | 975            | 1000        | —          | 100           |
| PS2_19                      | 1900 | 400 | 840 | 875            | 900/550     | 290        | 100           |
| PS2_21                      | 2100 | 400 | 840 | 975            | 1000/650    | 290        | 100           |
| PL2_19                      | 1900 | 400 | 550 | 1030           | 1375        | —          | 200           |
| PL2_21                      | 2100 | 400 | 550 | 1130           | 1525        | —          | 200           |
| PL2+_19                     | 1900 | 400 | 550 | 880            | 1175        | 390        | 450           |
| PL2+_21                     | 2100 | 400 | 550 | 980            | 1325        | 390        | 450           |

All dimensions and specifications can be customised



# Shelving lockers

Our shelving lockers cater to a variety of work, education and active spaces. They're designed to store small to medium items such as laptops, bags and folders. The range features fixed or adjustable recessed shelving, with each bay catering for two to five users.

## KEY FEATURES

- Two to five doors per bay
- Fixed or adjustable shelving
- Fully customisable

## POPULAR USES

Corporate office



Education



Workplace



Wellness studios




## STANDARD CONSTRUCTION

**Body:** E1 white or black HMR particle board with matching ABS edge

**Doors:** Laminex or Polytec laminate with matching ABS edge

**Accessories:** Key lock, black pull handle and number tag



H2



H3



H4



H5



## PRODUCT SPECIFICATIONS (MM)

| Code | H    | W   | D   | Hanging height | Door height | Seat depth | Plinth height |
|------|------|-----|-----|----------------|-------------|------------|---------------|
| H2   | 1900 | 400 | 500 | —              | 850         | —          | 200           |
| H3   | 1900 | 400 | 500 | —              | 567         | —          | 200           |
| H4   | 1900 | 400 | 500 | —              | 425         | —          | 200           |
| H5   | 1900 | 400 | 500 | —              | 340         | —          | 200           |

All dimensions and specifications can be customised



# Mini lockers

Our mini lockers and pigeon holes are designed to store small items such as keys, phones and wallets. The system is available as a freestanding or wall mounted unit, can be customised to suit your unique requirements and fits our full range of secure locks.

## KEY FEATURES

- Available as a freestanding or wall mounted units
- Two to five doors per bay
- Fits all Lockin locks
- Fully customisable

## POPULAR USES

Workplace



Gymnasiums



Spa retreats



Public spaces



## STANDARD CONSTRUCTION

**Body:** E1 white or black HMR particle board with matching ABS edge

**Doors:** Laminex or Polytec laminate with matching ABS edge


**Accessories:** Key lock, black pull handle and number tag



## Mini lockers

## Pigeon holes

Mini locker and pigeon hole combination  
Below 9 lockers x 6 pigeon holes (540H x 1050H x 200D)  
Customise your own configuration to suit your needs.



### PRODUCT SPECIFICATIONS (MM)

| Code | Description             | H    | W   | D   | Door height |
|------|-------------------------|------|-----|-----|-------------|
| ML_2 | Two door mini locker    | 360  | 250 | 200 | 180         |
| ML_3 | Three door mini locker  | 540  | 250 | 200 | 180         |
| ML_4 | Four door mini locker   | 720  | 250 | 200 | 180         |
| ML_5 | Five door mini locker   | 900  | 250 | 200 | 180         |
| ML_6 | Six door mini locker    | 1080 | 250 | 200 | 180         |
| ML_7 | Seven door mini locker  | 1260 | 250 | 200 | 180         |
| ML_8 | Eight door mini locker  | 1440 | 250 | 200 | 180         |
| PH_2 | Two shelf pigeon hole   | 360  | 150 | 200 | 180         |
| PH_3 | Three shelf pigeon hole | 540  | 150 | 200 | 180         |
| PH_4 | Four shelf pigeon hole  | 720  | 150 | 200 | 180         |
| PH_5 | Five shelf pigeon hole  | 900  | 150 | 200 | 180         |
| PH_6 | Six shelf pigeon hole   | 1080 | 150 | 200 | 180         |
| PH_7 | Seven shelf pigeon hole | 1260 | 150 | 200 | 180         |
| PH_8 | Eight shelf pigeon hole | 1440 | 150 | 200 | 180         |

All dimensions and specifications can be customised. End or top panels not included in dimensions



# Metal lockers

Our range of powder coated metal lockers are all Australian made. Off-the-shelf our metal lockers are available in two widths and fit up to 8 users per bay. If you need something unique, our Lockin team can also create a custom metal locker solution for you.

## KEY FEATURES

- 300 and 380 width options
- 1 to 8 users per bay
- Australian made

## METAL LOCKER VARIATIONS

- Slope top
- Bench seating
- Banks of 1, 2, or 3 lockers
- Combination locker banks
- Elevated metal frames
- Door perforations
- Multi colour powdercoat
- Combination locks
- Digital locks

## POPULAR USES

Workplace



Change rooms



Club rooms



End-of-trip



## STANDARD CONSTRUCTION

**Body:** Welded one piece wrap around body in zinc galvanised metal

**Powdercoat:** Available in a range of colours

**Accessories:** Key lock or padlock hasp with number plates



M1  
/MW1

M2  
/MW2

M3  
/MW3

M4  
/MW4

M6  
/MW6

M8  
/MW8



| STANDARD METAL LOCKER SPECIFICATIONS (MM) |                         |      |          |          |          |     |             |
|---|-------------------------|------|----------|----------|----------|-----|-------------|
| Code                                      | Description             | H    | Single W | Double W | Triple W | D   | Door height |
| M1  | Single Door Locker      | 1800 | 300      | 600      | 900      | 450 | 1700        |
| M2  | Two Door Locker         | 1800 | 300      | 600      | 900      | 450 | 850         |
| M3  | Three Door Locker       | 1800 | 300      | 600      | 900      | 450 | 567         |
| M4  | Four Door Locker        | 1800 | 300      | 600      | 900      | 450 | 425         |
| M5  | Five Door Locker        | 1800 | 300      | 600      | 900      | 450 | 340         |
| M6  | Six Door Locker         | 1800 | 300      | 600      | 900      | 450 | 283         |
| M8  | Eight Door Locker       | 1800 | 300      | 600      | 900      | 450 | 212         |
| MW1                                       | Wide Single Door Locker | 1800 | 380      | 760      | 1140     | 450 | 1700        |
| MW2                                       | Wide Two Door Locker    | 1800 | 380      | 760      | 1140     | 450 | 850         |
| MW3                                       | Wide Three Door Locker  | 1800 | 380      | 760      | 1140     | 450 | 567         |
| MW4                                       | Wide Four Door Locker   | 1800 | 380      | 760      | 1140     | 450 | 425         |
| MW5                                       | Wide Five Door Locker   | 1800 | 380      | 760      | 1140     | 450 | 340         |
| MW6                                       | Wide Six Door Locker    | 1800 | 380      | 760      | 1140     | 450 | 282         |
| MW8                                       | Wide Eight Door Locker  | 1800 | 380      | 760      | 1140     | 450 | 212         |

| COLOUR RANGE |   |                     |   |
|--------------|---|---------------------|---|
| White        |  | Orange              |  |
| Light Grey   |  | Yellow              |  |
| Beige        |  | Grey Ripple         |  |
| White Birch  |  | Graphite Ripple     |  |
| Silver Pearl |  | Black Ripple        |  |
| Charcoal     |  | Textura® White      |  |
| WedgeWOOD    |  | Textura® Deep Ocean |  |
| Burgundy     |  | Textura® Monument   |  |
| Blaze Blue   |  | Textura® Black      |  |
| Red          |  |                     |   |

All dimensions and specifications can be customised.




## Bench seating

Our customisable bench seating range includes traditional timber bench seats, shoe shelves and custom ottomans that can be made to any length or shape with a variety of material options.

### STANDARD CONSTRUCTION

**Timber seat:** Polished 90mm Tasmanian Oak bench seat with powder coated or stainless steel frame.

**Shoe shelf seat:** Polished 90mm Tasmanian Oak slats with matching E1 Laminex end panels and ABS edge.



## Timber seat

## Shoe shelf seat



### TIMBER SEAT SPECIFICATIONS (MM)

| Code | Description           | L    | W   | H   | Rail height |
|------|-----------------------|------|-----|-----|-------------|
| S1   | Single seat           | 1500 | 490 | 450 | –           |
| S2   | Double seat           | 1500 | 890 | 450 | –           |
| SR   | Double seat with rail | 1500 | 890 | 450 | 1400        |

### SHOE SHELF SEAT SPECIFICATIONS (MM)

| Code | Description                          | L    | W   | H   | Rail height |
|------|--------------------------------------|------|-----|-----|-------------|
| SS1  | Single seat - freestanding           | 1500 | 390 | 450 | –           |
| SS2  | Double seat - freestanding           | 1500 | 790 | 450 | –           |
| SSA  | Shoe shelf seat - attached to locker | ∞    | 390 | 450 | –           |

All dimensions and specifications can be customised.

## Ottomans



Looking for something special? Lockin can design and build custom ottomans to complement your space. Choose from timber or upholstered seating and a variety of materials and shapes, the options are limitless.



# Locker locks

Lockin offers a variety of secure locker locks, each designed to suit different security requirements.

## WHAT'S THE DIFFERENCE BETWEEN SHARED OR DEDICATED USER MODES?

Locker locks can be programmed in a variety of different modes to suit the environments they operate within.

In shared mode the user chooses an available locker and operates it with a self-selected code or key. Once the locker is vacated, it becomes available for a different user. This is particularly useful in high traffic environments such as gyms and public areas.

In dedicated mode, the user is assigned a locker and operates it with a fixed code or key. Once set, the fixed code can only be changed by a manager. Dedicated mode works well in schools and offices where a locker belongs to one person only.

## SMART LOCKS (GANTNER, LOQIT AND OJMAR NEXO)

Smart locks are a sophisticated access control system for lockers. Combined with intelligent software, smart locks can be programmed to various operation modes, providing users with RFID access to their locker. Smart lock systems can also integrate with existing access control networks within a building.



## Mechanical locks

### KEY LOCK

Type: Mechanical  
Mode: Dedicated



### COMBINATION LOCK

Type: Mechanical  
Mode: Dedicated / Shared



### PADLOCK HASP

Type: Mechanical  
Mode: Dedicated / Shared



### COIN LOCK

Type: Mechanical  
Mode: Shared



## Battery locks

### CODE LOCK

Type: Battery  
Mode: Shared



### OJMAR OCS LOCK

Type: Battery  
Mode: Dedicated / Shared




### TIMED CODE LOCK

Type: Battery  
Mode: Dedicated / Shared



### OJMAR NEXO SMART LOCK

Type: Battery Wi-Fi  
Mode: Dedicated / Shared



## Hardwired locks

### GANTNER SMART LOCK

Type: Hardwired  
Mode: Dedicated / Shared



### LOQIT SMART LOCK

Type: Hardwired  
Mode: Dedicated / Shared





## Locker accessories

At Lockin we know that sometimes small details can make a big difference to your space. That's why we offer a range of functional accessories to make your locker even better.



### USB POINTS

With USB points in each locker, people can safely charge their mobile devices.



### SECURITY HANGERS

Permanent hangers can be provided for use within Lockin hanging lockers.



### BUSINESS CARD HOLDER

With a custom nameplate each user can reserve their locker with a business card.



### IRONING BOARD

Ideal for change rooms, a compact iron and fold-out ironing board can be mounted within a locker or to a wall.



### MAIL CHUTE

Installing a door mail chute turns your locker into a personal mailbox.



### AIRING CUPBOARD

Airing cupboards come with top and door ventilation to keep clothes and shoes dry. Also available with single hanging rail and wire baskets.



#### PRODUCT SPECIFICATIONS (MM)

| Code  | Description            | H    | W    | D   | Plinth height |
|-------|------------------------|------|------|-----|---------------|
| AC_19 | Airing cupboard        | 1900 | 1000 | 550 | 100           |
| AC_21 | Airing cupboard – tall | 2100 | 1000 | 550 | 100           |

All dimensions and specifications can be customised. End or top panels not included in dimensions

### TOWEL STORAGE UNIT

Perfect for change rooms or end-of-trip facilities. Comes with hooks inside cupboard to hang a laundry bag.



Round chute    Rectangle chute    Flap chute

#### PRODUCT SPECIFICATIONS (MM)

| Code  | Description          | H    | W   | D   | Plinth height |
|-------|----------------------|------|-----|-----|---------------|
| TS_19 | Towel storage        | 1900 | 400 | 550 | 100           |
| TS_21 | Towel storage – tall | 2100 | 400 | 550 | 100           |

All dimensions and specifications can be customised. End or top panels not included in dimensions







## Numbers and graphics

Lockin offer an unlimited range of locker numbering options. From vinyl decals, laser cut acrylic to printed door wraps, we can accommodate any color, shape and font that you can imagine.



Project: Porter Davis Architect: The Bold Collective







How

to

specify

# How to customise your Lockin locker

## 01

### SELECT THE RANGE THAT BEST SUITS YOUR NEEDS

#### Hanging lockers

Popular in gymnasiums, end-of-trip facilities, change rooms and club rooms.

#### Shelving lockers

Popular in corporate offices, education, the workplace and wellness studios.

#### Metal lockers

Popular in the workplace, gymnasiums, spa retreats and public spaces.

#### Mini lockers

Popular in the workplace, gymnasiums, spa retreats and public spaces.

## 02

### CUSTOMISE YOUR LOCKER

#### Customisation options

- Dimensions
- Internal layout
- Shelf locations
- Kicker height
- Bulkheads
- Sloping tops
- Infill panels
- End panels
- Accessories
- Graphics
- Bench seating
- Shoe shelf seats

## 03

### SELECT YOUR MATERIALS AND FINISH

#### BODY OPTIONS

##### Standard

E1 white 18mm HMR particleboard with black ABS edge.

##### Custom

- E0 white or black 18mm HMR particleboard with black ABS edge.
- E1 or E0 coloured 18mm laminate with matching ABS edge.
- PVC white or black waterproof board.

#### DOORS & EXTERNAL PANELS OPTIONS

##### Standard

E0 Laminex or Polytec Commercial Palette board with matching ABS edge.

##### Custom doors & external panels

- E1 or E0 laminate with matching ABS edge.
- 13mm compact laminate
- Decorative veneer or laminate with matching edge.
- Timber veneer with matching edge.
- 2PAC painted decorwood.
- NUVEX® waterproof Saniboard.

## 04

### CHOOSE YOUR LOCK

#### Mechanical locks

- Key lock
- Padlock hasp
- Coin lock
- Combination lock

#### Battery locks

- Code lock
- Timed code lock
- Ojmar OCS lock
- Ojmar NEXO smart lock

#### Hardwired locks

- Gantner smart lock
- LoQit smart lock



# Specification example

| Standard locker specification example   | Custom locker specification example   |
|---|---|
| <p><b>Description</b><br/>PX2 Hanging locker</p> <p><b>Dimensions</b><br/>1900H x 400W x 550D</p> <p><b>Material</b><br/>E1 white 18mm HMR particleboard with black ABS edge body.<br/>E0 Laminex Zincworks with matching ABS edge doors and external panels.</p> <p><b>Locking system</b><br/>Key lock with locker number tag.</p> | <p><b>Description</b><br/>H4 Shelving locker</p> <p><b>Dimensions</b><br/>1600H (custom) x 450W (custom) x 500D</p> <p><b>Material</b><br/>E0 white 18mm HMR particleboard with white ABS edge body.<br/>18mm timber veneer with matching edge doors and external panels.</p> <p><b>Locking system</b><br/>Combination lock with vinyl numbering.</p> <p><b>Notes</b><br/>Mail slot on each locker.</p> |
| <p><b>Range code</b><br/>PX2_18</p>   | <p><b>Range code</b><br/>H4_17</p>  |
| <p><b>Supplier</b><br/>Lockin Lockers<br/>1300 LOCKIN</p>   | <p><b>Supplier</b><br/>Lockin Lockers<br/>1300 LOCKIN</p>   |
| <p><b>Location</b><br/>Male/Female change rooms</p>   | <p><b>Location</b><br/>Level 1 office</p>   |

Not sure where to start? Just call us on 1300 LOCKIN.  
Our team are here to help.

Say  
hello

Lockin Lockers

Australia

24–30 Halsey Road,  
Airport West VIC 3042

1300 LOCKIN  
[contact@lockin.com.au](mailto:contact@lockin.com.au)

[lockin.com.au](http://lockin.com.au)

